










Survey Summary Report: Island Location #42: 2021-09-10

Report Period: 2021-08-26 / 2021-09-10

	All/Total	FOH	BOH
Your Survey Score	 81	 67	 92
	Target 85%	85%	85%
Legend: ● 100%-85% ● 84%-70% ● 69%-0%			
Your Response Counts	N 71	34	37
	Percent 65%	67%	62%
	Target 60%	-	-
Brand Survey Score	Score 82%	83%	81%
	Target n/a	n/a	n/a
Your Survey Score vs. Top in Brand	-15%	-32%	-5%
Top Survey Score Brand	96%	99%	97%
Lowest Survey Score Brand	74%	68%	69%

Red Flags - Areas for Improvement		Green Flags - Strengths	
 70%	Q16: (Question #16 text)	 89%	Q6: (Question #6 text)
 71%	Q5: (Question #5 text)	 88%	Q18: (Question #18 text)
 73%	Q22: (Question #22 text)	 87%	Q2: (Question #2 text)

Category Summary: Island Location #42: 2021-09-10

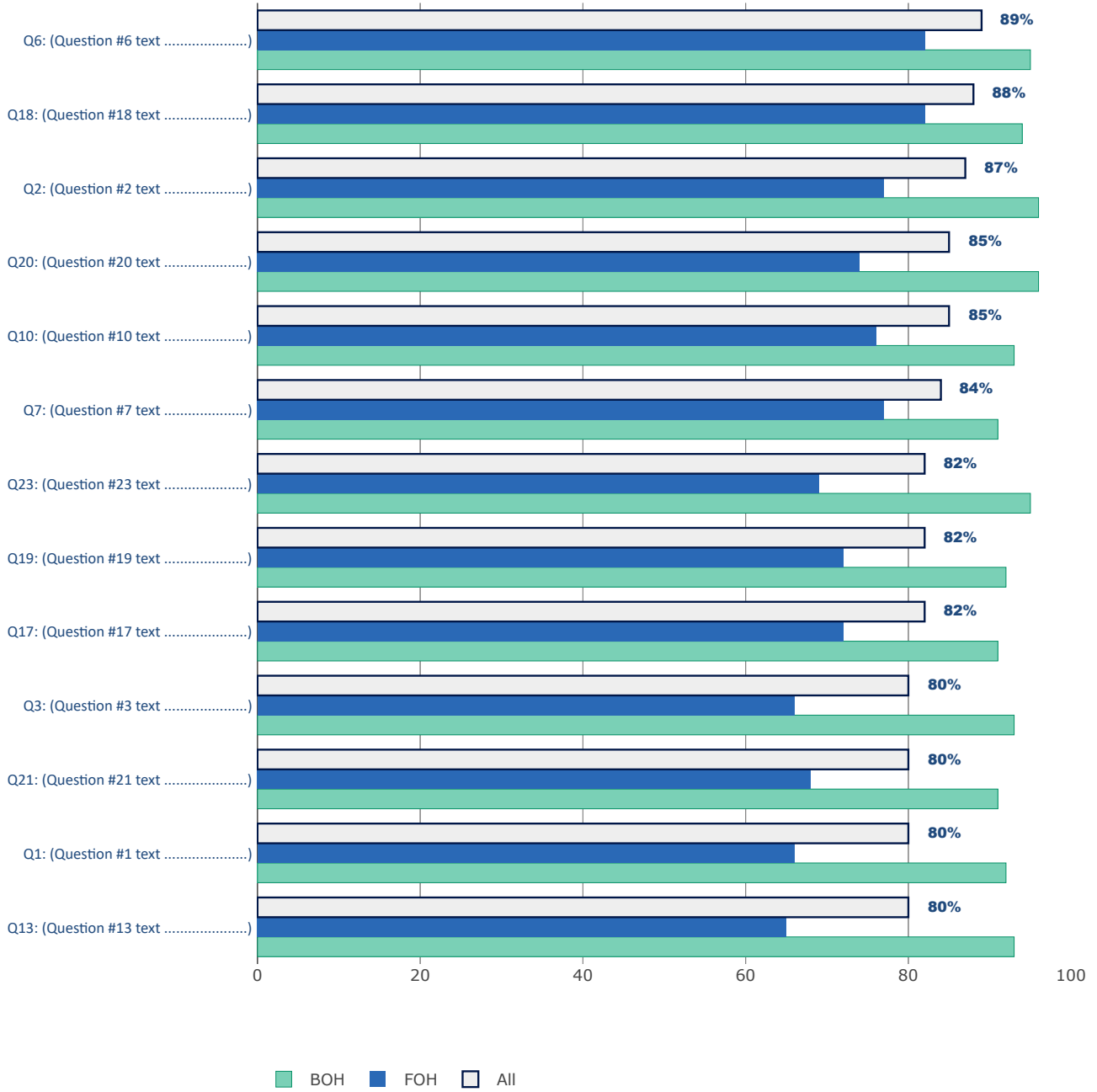
	All/Total	FOH	BOH
Driver Area #1	81	69	92
Driver Area #2	79	66	90
Driver Area #3	86	79	93
Driver Area #4	77	62	92
Driver Area #5	80	76	83
Total	81	67	92

Legend: 100%-85% 84%-70% 69%-0%

	Yes: 41	Yes: 12	Yes: 29
Optional Question #1	No: 30	No: 22	No: 8
	Total: 71	Total: 34	Total: 37
	Yes: 66	Yes: 29	Yes: 37
Optional Question #2	No: 5	No: 5	No: 0
	Total: 71	Total: 34	Total: 37

Question Comparison

Island Location #42: 2021-09-10



Question Comparison (cont.)

